



LEON COUNTY ELECTION'S OFFICE

Donna Golden, Election Administrator, REO


P.O. Box 1239, 155 N Cass Street, Centerville, Texas 75833 903/536-4469 903/536-1773-FAX


Canvass Totals for Primary Runoff Election July 14, 2020


I, Donna Golden, Elections Administrator, do hereby certify these are the true and correct election results from the Primary Runoff Election held on July 14, 2020, in Leon County, Texas. (Sec. 87.1231 of the Texas Election Code)



Donna Golden Date


Received into the Commissioner's Court minutes of Leon County on this 29th day of July, 2020.



Joey Sullivan, Pct #1
Leon County Commissioner


David Ferguson, Pct #2
Leon County Commissioner


Dean Stanford, Pct #3
Leon County Commissioner


David Grimes, Pct #4
Leon County Commissioner


Byron Ryder
Leon County Judge


Christie Wakefield
Leon County Clerk



CANVASS OF RUNOFF PRIMARY ELECTION

REPUBLICAN PARTY

I, the County Chair of Leon County,
Texas met on July 23, 2020 at 2:00 PM,
Texas, with the County Executive Committee sitting as the canvassing board for the
Runoff Primary election held on July 14th, 2020 in this county. I certify
that the tabulation of returns is true and correct as shown by the precinct returns
received from each presiding judge of the election.

Witness my hand this 23rd day of July, 2020.


County Chair

Note: This statement is attached to the tabulated copy of returns.

CANVASS OF RUNOFF PRIMARY ELECTION

DEMOCRATIC **PARTY**

I, the County Chair of Leon County,
Texas met on July 23, 2020 at 2:00 PM,
Texas, with the County Executive Committee sitting as the canvassing board for the
Runoff Primary election held on July 14th, 2020 in this county. I certify
that the tabulation of returns is true and correct as shown by the precinct returns
received from each presiding judge of the election.

Witness my hand this 23rd day of July, 2020.



County Chair

Note: This statement is attached to the tabulated copy of returns.

LEON COUNTY, TX JULY 14, 2020 PRIMARY RUNOFF ELECTION

DONNA GOLDEN, ELECTIONS ADMINISTRATOR																		
	1	1A	2	3	4	5	5A	6	7	8	9	10	11	12	13	14	14A	TOTAL
TOTAL REG VOTERS	1572	206	365	599	917	528	70	1122	642	1070	326	1039	1015	822	671	211	206	11,381
TOTAL VOTES CAST	31	25	6	4	14	2	4	9	71	124	24	153	101	106	116	9	31	830
TOTAL VOTES CAST BY PARTY																		
Republican (R)	X	22	X	X	X	X	4	X	65	105	24	144	82	77	112	X	25	660
Democratic (D)	31	3	6	4	14	2	0	9	6	19	0	9	19	29	4	9	6	170
REPUBLICAN																		
US REPRESENTATIVE, DISTRICT 17																		
Renee Swann	X	8	X	X	X	X	2	X	29	37	6	53	24	30	40	X	7	236
Pete Sessions	X	14	X	X	X	X	2	X	36	68	18	91	58	47	72	X	18	424
DEMOCRATIC																		
UNITED STATES SENATOR																		
Royce West	18	3	1	0	8	0	0	4	3	6	0	3	13	22	3	3	4	91
May "MJ" Hegar	13	0	5	4	6	2	0	5	3	13	0	6	6	7	1	6	2	79
US REPRESENTATIVE, DISTRICT 17																		
David Anthony Jaramillo	X	2	X	X	X	X	0	X	2	4	0	3	9	14	1	X	1	36
Rick Kennedy	X	1	X	X	X	X	0	X	4	14	0	6	9	14	3	X	5	56
RAILROAD COMMISSIONER																		
Roberto R. "Beto" Alonzo	16	2	2	0	9	0	0	3	3	8	0	3	8	16	0	6	1	77
Chrysta Castaneda	13	1	4	3	4	2	0	5	3	11	0	6	11	11	4	3	5	86

To be presented to Commissioners Court to be entered into public record, July 29, 2020.

LEON COUNTY, TX 07/14/20 PRIMARY RUNOFF ELECTION

EARLY VOTING:

	PROVISIONAL	REPUBLICAN	DEMOCRATIC	TOTALS
PCT'S #1-14A		149	41	190
LIMITED BALLOTS		0	0	0
		149	41	190
BALLOTS BY MAIL		129	63	192
FPCA BALLOTS BY MAIL		3	0	3
		132	63	195

ELECTION DAY:

PCT #1		0	9	9
PCT #1A		11	1	12
PCT #2		0	1	1
PCT #3		0	0	0
PCT #4		0	3	3
PCT #5		0	1	1
PCT #5A		4	0	4
PCT #6		0	3	3
PCT #7		37	2	39
PCT #8		71	12	83
PCT #9		6	0	6
PCT #10		85	5	90
PCT #11		55	12	67
PCT #12		55	13	68
PCT #13		42	1	43
PCT #14		0	3	3
PCT #14A		13	0	13
TOTAL ELECTION DAY:		379	66	445
TOTAL EARLY VOTING & ELECTION DAY:		660	170	830

	TOTAL VOTES	%	By Mail	Early Voting	Limited	Election Day	Provisional
PRECINCTS COUNTED (OF 17)	17	100.00					
REGISTERED VOTERS - TOTAL	11,381						
BALLOTS CAST - TOTAL	830		195	190	0	445	0
BALLOTS CAST - DEMOCRATIC PARTY	170	20.48	63	41	0	66	0
BALLOTS CAST - REPUBLICAN PARTY	660	79.52	132	149	0	379	0
VOTER TURNOUT - TOTAL		7.29					

	TOTAL VOTES	%	By Mail	Early Voting	Limited	Election Day	Provisional
United States Senator							
VOTE FOR 1							
Royce West	91	53.53	28	24	0	39	0
Mary "MJ" Hegar	79	46.47	35	17	0	27	0
Over Votes	0		0	0	0	0	0
Under Votes	0		0	0	0	0	0
US Representative, District 17							
VOTE FOR 1							
David Anthony Jaramillo.	36	39.13	11	6	0	19	0
Rick Kennedy	56	60.87	21	10	0	25	0
Over Votes	0		0	0	0	0	0
Under Votes	3		0	1	0	2	0
Railroad Commissioner							
VOTE FOR 1							
Roberto R. "Beto" Alonzo	77	47.24	21	19	0	37	0
Chrysta Castaneda.	86	52.76	39	20	0	27	0
Over Votes	0		0	0	0	0	0
Under Votes	7		3	2	0	2	0

	TOTAL VOTES	%	By Mail	Early Voting	Limited	Election Day	Provisional
US Representative, District 17							
VOTE FOR 1							
Renee Swann	236	35.76	45	54	0	137	0
Pete Sessions	424	64.24	87	95	0	242	0
Over Votes	0		0	0	0	0	0
Under Votes	0		0	0	0	0	0

RUN DATE:07/17/20 09:30 AM

```

      B C D   B C R
      A A E   A A E
      L S M   L S P
      L T O   L T U
      O C O   O C B
      T R T   T R L
      S A S   S A I
      T C
      I A
      C A
      N V T T
      O U O
      P T R T
      A E N A
      R R O L
      T U
      Y Y T
    
```

	-----	-----	-----	-----	-----
0001 Precinct 1	1572	31	31		1.97
0002 Precinct 1A	206	25	3	22	12.14
0003 Precinct 2	365	6	6		1.64
0004 Precinct 3	599	4	4		.67
0005 Precinct 4	917	14	14		1.53
0006 Precinct 5	528	2	2		.38
0007 Precinct 5A	70	4	0	4	5.71
0008 Precinct 6	1122	9	9		.80
0009 Precinct 7	642	71	6	65	11.06
0010 Precinct 8	1070	124	19	105	11.59
0011 Precinct 9	326	24	0	24	7.36
0012 Precinct 10	1039	153	9	144	14.73
0013 Precinct 11	1015	101	19	82	9.95
0014 Precinct 12	822	106	29	77	12.90
0015 Precinct 13	671	116	4	112	17.29
0016 Precinct 14	211	9	9		4.27
0017 Precinct 14A	206	31	6	25	15.05
CANDIDATE TOTALS	11381	830	170	660	7.29

RUN DATE:07/17/20 09:30 AM

United States Senator

VOTE FOR 1

	R W	M " H
	o e	a M e
	y s	r J g
	c t	y " a
	e	r
	-----	-----
0001 Precinct 1	18	13
0002 Precinct 1A	3	0
0003 Precinct 2	1	5
0004 Precinct 3	0	4
0005 Precinct 4	8	6
0006 Precinct 5	0	2
0007 Precinct 5A	0	0
0008 Precinct 6	4	5
0009 Precinct 7	3	3
0010 Precinct 8	6	13
0011 Precinct 9	0	0
0012 Precinct 10	3	6
0013 Precinct 11	13	6
0014 Precinct 12	22	7
0015 Precinct 13	3	1
0016 Precinct 14	3	6
0017 Precinct 14A	4	2
CANDIDATE TOTALS	91	79
CANDIDATE PERCENT	53.52	46.47

US Representative, District 17

VOTE FOR 1

	D A J	
	a n a	
	v t r	R K
	i h a	i e
	d o m	c n
	n i	k n
	y l	e
	l	d
	o	y
	-----	-----
0002 Precinct 1A	2	1
0007 Precinct 5A	0	0
0009 Precinct 7	2	4
0010 Precinct 8	4	14
0011 Precinct 9	0	0
0012 Precinct 10	3	6
0013 Precinct 11	9	9
0014 Precinct 12	14	14
0015 Precinct 13	1	3
0017 Precinct 14A	1	5
CANDIDATE TOTALS	36	56
CANDIDATE PERCENT	39.13	60.86

RUN DATE:07/17/20 09:30 AM

Railroad Commissioner

VOTE FOR 1

R R A	C C
o . l	h a
b o	r s
e " n	y t
r B z	s a
t e o	t n
o t	a e
o	d
"	a
-----	-----

0001 Precinct 1	16	13
0002 Precinct 1A	2	1
0003 Precinct 2	2	4
0004 Precinct 3	0	3
0005 Precinct 4	9	4
0006 Precinct 5	0	2
0007 Precinct 5A	0	0
0008 Precinct 6	3	5
0009 Precinct 7	3	3
0010 Precinct 8	8	11
0011 Precinct 9	0	0
0012 Precinct 10	3	6
0013 Precinct 11	8	11
0014 Precinct 12	16	11
0015 Precinct 13	0	4
0016 Precinct 14	6	3
0017 Precinct 14A	1	5
CANDIDATE TOTALS	77	86
CANDIDATE PERCENT	47.23	52.76

NAME HEADING CANVASS

Leon County, Texas
2020 Primary Runoff Election
July 14, 2020
Republican Party

OFFICIAL

RUN DATE:07/17/20 09:30 AM

US Representative, District 17

VOTE FOR 1

	P	S	
	e	e	
	t	s	
R	S	e	s
e	w		i
n	a		o
e	n		n
e	n		s
	-----		-----

0002 Precinct 1A	8	14
0007 Precinct 5A	2	2
0009 Precinct 7	29	36
0010 Precinct 8	37	68
0011 Precinct 9	6	18
0012 Precinct 10	53	91
0013 Precinct 11	24	58
0014 Precinct 12	30	47
0015 Precinct 13	40	72
0017 Precinct 14A	7	18
CANDIDATE TOTALS	236	424
CANDIDATE PERCENT	35.75	64.24
